



The Master's University & Seminary

Direct Assessment Summary Report

Report Parameters


Program: **TMU BS in Business Administration - Accounting**

Term: **2021 Spring TMU Trad, 2020 Spring TMU Trad and 2 more...**

Detail Level: **Outcome**

[Edit Report Parameters](#)

PLO & PI Id	Program Level Learning Outcome	Total Obs.	Cumulative Percent Distribution of Student Performance Levels	% at Mastery
U.BS.BUS.ACC.01	Given necessary financial data for a business situation, demonstrate an in-depth working knowledge of the accounting cycle including development of accurate financial reports in accordance with generally accepted accounting principles(GAAP).	70	<p>100.0% 0.0%</p>	100 %
U.BS.BUS.ACC.02	Describe auditing standards, reports, and procedures necessary for performing an audit.	11	<p>81.8% 9.1% 9.1%</p>	91 %
U.BS.BUS.ACC.04	Demonstrate a working knowledge of cost accounting principles within a business situation.	10	<p>90.0% 10.0%</p>	100 %

PLO & PI Id	Program Level Learning Outcome	Total Obs.	Cumulative Percent Distribution of Student Performance Levels	% at Mastery
	Average Student Performance Level across all PLOs in this Program.	91	 <p>96.7%</p> <p>100%</p> <p>99%</p>	99 %



The Master's University & Seminary

Direct Assessment Summary Report

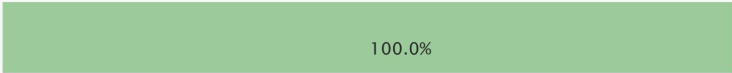


Report Parameters

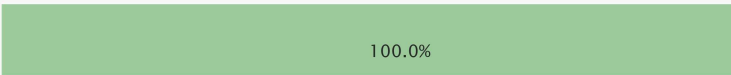

Program: **TMU BS in Business Administration - Core**

Term: **2021 Spring TMU Trad, 2020 Spring TMU Trad and 2 more...**

Detail Level: **Outcome**

[Edit Report Parameters](#)

PLO & PI Id	Program Level Learning Outcome	Total Obs.	Cumulative Percent Distribution of Student Performance Levels	% at Mastery
U.BS.BUS.10	Demonstrate the ability to interpret business-related qualitative and quantitative analyses, and to explain them to others in both written and oral form.	220	 <p>100.0%</p>	100 %
U.BS.BUS.11	Demonstrate the ability to work effectively in teams.	88	 <p>100.0%</p>	100 %
U.BS.BUS.12	For given business ethics situations, identify applicable biblical imperatives.	134	 <p>97.8%</p>	99 %

PLO & PI Id	Program Level Learning Outcome	Total Obs.	Cumulative Percent Distribution of Student Performance Levels	% at Mastery
U.BS.BUS.01	Demonstrate a strong working knowledge of accounting.	22		100 %
Average Student Performance Level across all PLOs in this Program.		464		100 %



The Master's University & Seminary

Direct Assessment Summary Report



Report Parameters

Program: **TMU Core Competency Courses - Critical Thinking**

Term: **2021 Spring TMU Trad, 2020 Spring TMU Trad and 2 more...**

Detail Level: **Outcome**

[Edit Report Parameters](#)

PLO & PI Id	Program Level Learning Outcome	Total Obs.	Cumulative Percent Distribution of Student Performance Levels	% at Mastery
U.CC.CT	Demonstrate baccalaureate-degree-level critical thinking competency within the context of the major academic disciplines.	768	 <p>91.4% 5.9% 3.4% 3.4%</p>	97 %
Average Student Performance Level across all PLOs in this Program.		768	 <p>91.4% 5.9% 3.4% 3.4%</p>	97 %



The Master's University & Seminary

Direct Assessment Summary Report

Report Parameters


Program: **TMU BS in Business Administration - Finance**

Term: **2021 Spring TMU Trad, 2020 Spring TMU Trad and 2 more...**

Detail Level: **Outcome**

[Edit Report Parameters](#)

PLO & PI Id	Program Level Learning Outcome	Total Obs.	Cumulative Percent Distribution of Student Performance Levels	% at Mastery			
U.BS.BUS.FIN.01	Demonstrate a working knowledge of the role of banking in the financial community.	98	<table border="1"><tr><td>92.9%</td><td>7.1%</td><td>0.0%</td></tr></table>	92.9%	7.1%	0.0%	100 %
92.9%	7.1%	0.0%					
U.BS.BUS.FIN.02	Demonstrate a basic working knowledge of vehicles and strategies which relate to investments in the stock and bond markets.	105	<table border="1"><tr><td>90.5%</td><td>4.8%</td><td>4.7%</td></tr></table>	90.5%	4.8%	4.7%	95 %
90.5%	4.8%	4.7%					
U.BS.BUS.FIN.04	Demonstrate a basic working knowledge of real estate principles.	126	<table border="1"><tr><td>90.5%</td><td>4.8%</td><td>4.7%</td></tr></table>	90.5%	4.8%	4.7%	95 %
90.5%	4.8%	4.7%					

PLO & PI Id	Program Level Learning Outcome	Total Obs.	Cumulative Percent Distribution of Student Performance Levels	% at Mastery
	Average Student Performance Level across all PLOs in this Program.	329	 <p>91.2% 5.08% 3.72%</p>	97 %



The Master's University & Seminary

Direct Assessment Summary Report

Report Parameters


Program: **TMU Baccalaureate GE - Economics**

Term: **2021 Spring TMU Trad, 2020 Spring TMU Trad and 2 more...**

Detail Level: **Outcome**

[Edit Report Parameters](#)

PLO & PI Id	Program Level Learning Outcome	Total Obs.	Cumulative Percent Distribution of Student Performance Levels				% at Mastery
U.GE.ECN.01	Demonstrate the ability to develop a life-long approach to personal financial management, understanding resource allocation as stewardship from God.	29	6.9%	65.5%	27.6%	0.0%	72 %
U.GE.ECN.02	Explain resource allocation expressed in the laws of supply and demand as they relate to human nature in particular and to the shaping of history in general.	102	13.7%	61.8%	22.5%	2.0%	75 %
U.GE.ECN.03	Describe the implications of free-market forces as they relate to Classical vs. Keynesian theories.	29	34.5%	34.5%	31.0%	0.0%	69 %

PLO & PI Id	Program Level Learning Outcome	Total Obs.	Cumulative Percent Distribution of Student Performance Levels	% at Mastery
	Average Student Performance Level across all PLOs in this Program.	160	 <p>A horizontal stacked bar chart representing the cumulative percent distribution of student performance levels. The bar is divided into four segments: a green segment for 16.3%, a yellow segment for 57.5%, an orange segment for 25.0%, and a thin red segment for 1.3%. The segments are stacked from left to right, showing the cumulative total of percentages.</p>	74 %



The Master's University & Seminary

Direct Assessment Summary Report

Report Parameters

Program: **TMU Core Competency Courses - Information Literacy**

Term: **2021 Spring TMU Trad, 2020 Spring TMU Trad and 2 more...**

Detail Level: **Outcome**

[Edit Report Parameters](#)

PLO & PI Id	Program Level Learning Outcome	Total Obs.	Cumulative Percent Distribution of Student Performance Levels	% at Mastery
U.CC.IL	Demonstrate baccalaureate-degree-level information literacy competency within the context of the major academic disciplines.	639	<p>84.5% 10.8% 2.3% 2.3%</p>	95 %
Average Student Performance Level across all PLOs in this Program.		639	<p>84.5% 10.8% 2.3% 2.3%</p>	95 %



The Master's University & Seminary

Direct Assessment Summary Report



Report Parameters

Program: **TMU BS in Business Administration - Management**

Term: **2021 Spring TMU Trad, 2020 Spring TMU Trad and 2 more...**

Detail Level: **Outcome**

[Edit Report Parameters](#)

PLO & PI Id	Program Level Learning Outcome	Total Obs.	Cumulative Percent Distribution of Student Performance Levels	% at Mastery
U.BS.BUS.MGT.01	Given a business situation, identify and develop appropriate quantitative tools for operational management.	24		92 %
Average Student Performance Level across all PLOs in this Program.		24		92 %



The Master's University & Seminary

Direct Assessment Summary Report




Report Parameters

Program: **TMU BS in Business Administration - Marketing**

Term: **2021 Spring TMU Trad, 2020 Spring TMU Trad and 2 more...**

Detail Level: **Outcome**

[Edit Report Parameters](#)

PLO & PI Id	Program Level Learning Outcome	Total Obs.	Cumulative Percent Distribution of Student Performance Levels	% at Mastery
U.BS.BUS.MKT.01	Demonstrate ability to construct effective marketing strategies.	69	 100.0% 0.0%	100 %
U.BS.BUS.MKT.03	Evaluate marketing approaches through a Biblical filter.	69	 100.0% 0.0%	100 %
Average Student Performance Level across all PLOs in this Program.		138	 100.0% 0.0%	100 %



The Master's University & Seminary

Direct Assessment Summary Report




Report Parameters


Program: **TMU Baccalaureate GE - Economics**

Term: **2021 Spring TMU OLP 2, 2021 Spring TMU OLP 1 and 8 more...**

Detail Level: **Outcome**

[Edit Report Parameters](#)

PLO & PI Id	Program Level Learning Outcome	Total Obs.	Cumulative Percent Distribution of Student Performance Levels	% at Mastery
U.GE.ECN.01	Demonstrate the ability to develop a life-long approach to personal financial management, understanding resource allocation as stewardship from God.	101	 <p>21.8% 58.4% 16.8% 3.0%</p>	80 %
U.GE.ECN.02	Explain resource allocation expressed in the laws of supply and demand as they relate to human nature in particular and to the shaping of history in general.	102	 <p>32.4% 63.7% 2.9% 1.0%</p>	96 %
U.GE.ECN.03	Describe the implications of free-market forces as they relate to Classical vs. Keynesian theories.	101	 <p>21.8% 58.4% 16.8% 3.0%</p>	80 %

PLO & PI Id	Program Level Learning Outcome	Total Obs.	Cumulative Percent Distribution of Student Performance Levels	% at Mastery
	Average Student Performance Level across all PLOs in this Program.	304	 <p>A horizontal stacked bar chart representing the cumulative percent distribution of student performance levels. The bar is divided into four segments: a green segment for 25.3%, a yellow segment for 60.2%, an orange segment for 12.2%, and a red segment for 2.3%.</p>	86 %



The Master's University & Seminary

Direct Assessment Summary Report

Report Parameters

Program: **TMU BS in Business Administration - Management**

Term: **2021 Spring TMU OLP 2, 2021 Spring TMU OLP 1 and 8 more...**

Detail Level: **Outcome**

[Edit Report Parameters](#)

PLO & PI Id	Program Level Learning Outcome	Total Obs.	Cumulative Percent Distribution of Student Performance Levels	% at Mastery
U.BS.BUS.MGT.01	Given a business situation, identify and develop appropriate quantitative tools for operational management.	11	<p>81.8% 18.2% 0.0%</p>	100 %
U.BS.BUS.MGT.02	Demonstrate a basic working knowledge of the laws which affect personnel issues in a business organization.	24	<p>100.0% 0.0%</p>	100 %
Average Student Performance Level across all PLOs in this Program.		35	<p>94.3% 5.7% 0.0%</p>	100 %



The Master's University & Seminary

Direct Assessment Summary Report

Report Parameters

Program: **TMU BS in Business Administration - Public Relations**


Term: **2021 Spring TMU Trad, 2020 Spring TMU Trad and 2 more...**

Detail Level: **Outcome**

[Edit Report Parameters](#)

PLO & PI Id	Program Level Learning Outcome	Total Obs.	Cumulative Percent Distribution of Student Performance		
U.BS.BUS.PR.01	Demonstrate a basic working knowledge of public relations theory.	180	100.0%	0.0%	100 %
U.BS.BUS.PR.02	Demonstrate basic public relations skills within an organizational setting.	180	100.0%	0.0%	100 %
U.BS.BUS.PR.03	Demonstrate the ability to make effective written and oral presentations using both logical and persuasive reasoning.	210	100.0%	0.0%	100 %

1 - Unacceptable, Clearly Inadequate: 0
 2 - Basic, Weak, Barely at Threshold: 0
 3 - Proficient, Clearly Adequate: 0
 4 - Strong, Exemplary: 180

PLO & PI Id	Program Level Learning Outcome	Total Obs.	Cumulative Percent Distribution of Student Performance Levels	% at Mastery
	Average Student Performance Level across all PLOs in this Program.	570	 <p>100.0% 0.0%</p>	100 %