



# The Master's University & Seminary

## Direct Assessment Summary Report




### Report Parameters


Program: **TMU Baccalaureate GE - Reading & Literature**

Term: **2021 Spring TMU Trad, 2020 Spring TMU Trad and 2 more...**

Detail Level: **Outcome**

[Edit Report Parameters](#)

PLO & PI Id	Program Level Learning Outcome	Total Obs.	Cumulative Percent Distribution of Student Performance Levels	% at Mastery
U.GE.LIT.03	Demonstrate a grasp of the broad outline of English, American, or World literature, together with an awareness of the historical context in which an author or group of authors wrote.	255		82 %
U.GE.LIT.01	Recognize key elements within literary texts, both fiction and nonfiction, and identify their literary, cultural and biblical implications.	421		90 %
U.GE.LIT.02	Read literary texts attentively to identify how the theme(s) inherent in the work may have been influenced by the author's purpose, presuppositions, historical and/or contemporary culture.	408		90 %

PLO & PI Id	Program Level Learning Outcome	Total Obs.	Cumulative Percent Distribution of Student Performance Levels	% at Mastery
	Average Student Performance Level across all PLOs in this Program.	1084	 <p>A horizontal stacked bar chart representing the cumulative percent distribution of student performance levels. The bar is divided into four segments: a green segment representing 54.4%, a yellow segment representing 33.7%, an orange segment representing 10.1%, and a red segment representing 1.8%. The segments are stacked from left to right, with the green segment being the largest and the red segment being the smallest.</p>	88 %



# The Master's University & Seminary

## Direct Assessment Summary Report

### Report Parameters



Program: **TMU BA in English**

Term: **2021 Spring TMU Trad, 2020 Spring TMU Trad and 2 more...**

Detail Level: **Outcome**

[Edit Report Parameters](#)

PLO & PI Id	Program Level Learning Outcome	Total Obs.	Cumulative Percent Distribution of Student Performance Levels	% at Mastery
U.BA.ENGL.01	Demonstrate knowledge of a variety of genres, historical periods, styles, and modes.	24	<p>70.8% 20.8% 0.0% 8.3%</p>	92 %
U.BA.ENGL.02	Write clear, effective, researched, and imaginative projects and articulate them within appropriate conceptual and methodological frameworks.	24	<p>12.5% 62.5% 0.0% 25.0%</p>	75 %
U.BA.ENGL.03	Demonstrate an understanding of the historical development of the English language from Old English to the present.	16	<p>56.3% 25.0% 12.5% 6.3%</p>	81 %

PLO & PI Id	Program Level Learning Outcome	Total Obs.	Cumulative Percent Distribution of Student Performance Levels	% at Mastery
U.BA.ENGL.04	Demonstrate a working knowledge of the content and historical context of British and American literary works, as well as selected authors and works from World literature.	12	 <p>58.3% 25.0% 0.0% 16.7%</p>	83 %
Average Student Performance Level across all PLOs in this Program.		76	 <p>47.4% 35.5% 2.6% 14.5%</p>	83 %



# The Master's University & Seminary

## Direct Assessment Summary Report




### Report Parameters


Program: **TMU Baccalaureate GE - Reading & Literature**

Term: **2021 Spring TMU OLP 2, 2021 Spring TMU OLP 1 and 10 more...**

Detail Level: **Outcome**

[Edit Report Parameters](#)

PLO & PI Id	Program Level Learning Outcome	Total Obs.	Cumulative Percent Distribution of Student Performance Levels	% at Mastery										
U.GE.LIT.03	Demonstrate a grasp of the broad outline of English, American, or World literature, together with an awareness of the historical context in which an author or group of authors wrote.	102	 <table border="1"><thead><tr><th>Performance Level</th><th>Percentage</th></tr></thead><tbody><tr><td>Green</td><td>56.9%</td></tr><tr><td>Yellow</td><td>24.5%</td></tr><tr><td>Orange</td><td>12.7%</td></tr><tr><td>Red</td><td>5.9%</td></tr></tbody></table>	Performance Level	Percentage	Green	56.9%	Yellow	24.5%	Orange	12.7%	Red	5.9%	81 %
Performance Level	Percentage													
Green	56.9%													
Yellow	24.5%													
Orange	12.7%													
Red	5.9%													
U.GE.LIT.01	Recognize key elements within literary texts, both fiction and nonfiction, and identify their literary, cultural and biblical implications.	244	 <table border="1"><thead><tr><th>Performance Level</th><th>Percentage</th></tr></thead><tbody><tr><td>Green</td><td>59.0%</td></tr><tr><td>Yellow</td><td>28.3%</td></tr><tr><td>Orange</td><td>9.4%</td></tr><tr><td>Red</td><td>3.3%</td></tr></tbody></table>	Performance Level	Percentage	Green	59.0%	Yellow	28.3%	Orange	9.4%	Red	3.3%	87 %
Performance Level	Percentage													
Green	59.0%													
Yellow	28.3%													
Orange	9.4%													
Red	3.3%													
U.GE.LIT.02	Read literary texts attentively to identify how the theme(s) inherent in the work may have been influenced by the author's purpose, presuppositions, historical and/or contemporary culture.	244	 <table border="1"><thead><tr><th>Performance Level</th><th>Percentage</th></tr></thead><tbody><tr><td>Green</td><td>57.8%</td></tr><tr><td>Yellow</td><td>29.5%</td></tr><tr><td>Orange</td><td>9.4%</td></tr><tr><td>Red</td><td>3.3%</td></tr></tbody></table>	Performance Level	Percentage	Green	57.8%	Yellow	29.5%	Orange	9.4%	Red	3.3%	87 %
Performance Level	Percentage													
Green	57.8%													
Yellow	29.5%													
Orange	9.4%													
Red	3.3%													

PLO & PI Id	Program Level Learning Outcome	Total Obs.	Cumulative Percent Distribution of Student Performance Levels	% at Mastery
	Average Student Performance Level across all PLOs in this Program.	590	 <p>A horizontal stacked bar chart representing the cumulative percent distribution of student performance levels. The bar is divided into four segments: a green segment representing 58.1%, a yellow segment representing 28.1%, an orange segment representing 10.0%, and a red segment representing 3.7%.</p>	86 %