



The Master's University & Seminary

Direct Assessment Summary Report

Report Parameters



Program: **TMU Online BA in Biblical Studies - General**

Term: **2021 Spring TMU OLP 2, 2021 Spring TMU OLP 1 and 10 more...**

Detail Level: **Outcome**

[Edit Report Parameters](#)

PLO & PI Id	Program Level Learning Outcome	Total Obs.	Cumulative Percent Distribution of Student Performance Levels	% at Mastery
U.BA.OL.GBIB.02	Demonstrate the correct application of hermeneutical principles to develop an interpretation of a biblical text.	205	<p>64.4% 29.3% 2.9% 3.4%</p>	94 %
U.BA.OL.GBIB.03	Demonstrate a working knowledge of available written and electronic Bible study tools.	28	<p>78.6% 0.0% 21.4%</p>	79 %
U.BA.OL.GBIB.04	Produce undergraduate college level written research in biblical-related topic areas.	112	<p>78.6% 0.0% 21.4%</p>	79 %

PLO & PI Id	Program Level Learning Outcome	Total Obs.	Cumulative Percent Distribution of Student Performance Levels	% at Mastery
U.BA.OL.GBIB.05	Demonstrate a foundational working knowledge of biblical Greek.	16	 <p>50.0% 50.0% 0.0%</p>	100 %
Average Student Performance Level across all PLOs in this Program.		361	 <p>69.3% 18.8% 1.7% 10.2%</p>	88 %



The Master's University & Seminary

Direct Assessment Summary Report

Report Parameters


Program: **TMU Baccalaureate GE - Reading & Literature**

Term: **2021 Spring TMU OLP 2, 2021 Spring TMU OLP 1 and 10 more...**

Detail Level: **Outcome**

[Edit Report Parameters](#)

PLO & PI Id	Program Level Learning Outcome	Total Obs.	Cumulative Percent Distribution of Student Performance Levels	% at Mastery
U.GE.LIT.03	Demonstrate a grasp of the broad outline of English, American, or World literature, together with an awareness of the historical context in which an author or group of authors wrote.	102	<p>56.9% 24.5% 12.7% 5.9%</p>	81 %
U.GE.LIT.01	Recognize key elements within literary texts, both fiction and nonfiction, and identify their literary, cultural and biblical implications.	244	<p>59.0% 28.3% 9.4% 3.3%</p>	87 %
U.GE.LIT.02	Read literary texts attentively to identify how the theme(s) inherent in the work may have been influenced by the author's purpose, presuppositions, historical and/or contemporary culture.	244	<p>57.8% 29.5% 9.4% 3.3%</p>	87 %

PLO & PI Id	Program Level Learning Outcome	Total Obs.	Cumulative Percent Distribution of Student Performance Levels	% at Mastery
	Average Student Performance Level across all PLOs in this Program.	590	 <p>58.1% 28.1% 10.0% 3.7%</p>	86 %



The Master's University & Seminary

Direct Assessment Summary Report

Report Parameters

Program: **TMU Baccalaureate GE - Mathematics & Quantitative Reasoning**

Term: **2021 Spring TMU OLP 2, 2021 Spring TMU OLP 1 and 6 more...**

Detail Level: **Outcome**

[Edit Report Parameters](#)

PLO & PI Id	Program Level Learning Outcome	Total Obs.	Cumulative Percent Distribution of Student Performance Levels	% at Mastery
U.GE.QR.01	Use arithmetic operations, geometric, and algebraic operations to solve typical "daily life" problems.	51	<p>96.1% 3.9%</p>	100 %
U.GE.QR.02	Evaluate the accuracy, validity, and reliability of statistical information presented in various formats and demonstrate the ability to apply these in "daily life" situations.	51	<p>82.4% 17.6% 0.0%</p>	100 %
U.GE.QR.03	Use estimation to evaluate whether quantitative data presented in "daily life" situations is reasonable and/or appropriate. This will also apply in the student's own calculations involving financial planning.	51	<p>88.2% 11.8% 0.0%</p>	100 %

PLO & PI Id	Program Level Learning Outcome	Total Obs.	Cumulative Percent Distribution of Student Performance Levels	% at Mastery
	Average Student Performance Level across all PLOs in this Program.	153	<p>88.9% 11.1% 0.0%</p>	100 %



The Master's University & Seminary

Direct Assessment Summary Report

Report Parameters





Program: **TMU Baccalaureate GE - Biological & Physical Sciences**

Term: **2021 Spring TMU OLP 2, 2021 Spring TMU OLP 1 and 12 more...**

Detail Level: **Outcome**

[Edit Report Parameters](#)

PLO & PI Id	Program Level Learning Outcome	Total Obs.	Cumulative Percent Distribution of Student Performance Levels	% at Mastery
U.GE.BPS.01	Explain the scientific method, its use and limitations within each of its various disciplines, and its relation to Truth.	82	<p>35.4% 54.9% 7.3% 2.4%</p>	90 %
U.GE.BPS.02	Demonstrate an understanding of how the glory of God is revealed through an increased understanding of the complexity and beauty of His creation.	181	<p>82.3% 6.6% 4.4% 6.6%</p>	89 %
U.GE.BPS.03	Compare and contrast the effect of various theocentric and naturalistic worldviews on the development of biological and physical sciences, and scientific thought in general.	296	<p>63.9% 19.9% 6.8% 9.5%</p>	84 %

PLO & PI Id	Program Level Learning Outcome	Total Obs.	Cumulative Percent Distribution of Student Performance Levels	% at Mastery
U.GE.BPS.04	Explain the use of the scientific process within the biological and physical sciences identifying foundational assumptions, processes for inquiry, establishment of conclusions, and application of those principles in the day-to-day happenings in the world.	291	 <p>76.3% 9.3% 2.4% 12.0%</p>	86 %
U.GE.BPS.05	Demonstrate an ability to use the scientific process to solve qualitative and quantitative problems in biology in both the classroom and laboratory settings.	128	 <p>73.4% 7.8% 0.0% 18.8%</p>	81 %
U.GE.BPS.06	Demonstrate the ability to perform the basic operations associated with standard laboratory procedures in the biological and physical sciences.	99	 <p>43.4% 23.2% 9.1% 24.2%</p>	67 %
Average Student Performance Level across all PLOs in this Program.		1077	 <p>67.4% 16.3% 4.6% 11.6%</p>	84 %



The Master's University & Seminary

Direct Assessment Summary Report

Report Parameters


Program: **TMU Baccalaureate GE - Philosophy**

Term: **2021 Summer TMU OLP 2, 2021 Summer TMU OLP 1 and 10 more...**

Detail Level: **Outcome**

[Edit Report Parameters](#)

PLO & PI Id	Program Level Learning Outcome	Total Obs.	Cumulative Percent Distribution of Student Performance Levels	% at Mastery
U.GE.PHIL.01	Demonstrate a basic knowledge of major philosophers and their times, the issues they sought to resolve, and their effect on the development of philosophical thought.	47		83 %
U.GE.PHIL.02	Accurately explain the major elements of at least one current philosophical worldview, and evaluate how that worldview will affect individual and societal responses to contemporary moral and ethical issues.	162		94 %
U.GE.PHIL.03	Evaluate the major elements of at least one current philosophical worldview in light of the Bible and biblical worldview assumptions.	216		94 %

PLO & PI Id	Program Level Learning Outcome	Total Obs.	Cumulative Percent Distribution of Student Performance Levels	% at Mastery
	Average Student Performance Level across all PLOs in this Program.	425	 <p>79.1% 13.6% 2.4% 4.9%</p>	93 %



The Master's University & Seminary

Direct Assessment Summary Report

Report Parameters


Program: **TMU Baccalaureate GE - Economics**

Term: **2021 Spring TMU OLP 2, 2021 Spring TMU OLP 1 and 8 more...**

Detail Level: **Outcome**

[Edit Report Parameters](#)

PLO & PI Id	Program Level Learning Outcome	Total Obs.	Cumulative Percent Distribution of Student Performance Levels	% at Mastery
U.GE.ECN.01	Demonstrate the ability to develop a life-long approach to personal financial management, understanding resource allocation as stewardship from God.	101		80 %
U.GE.ECN.02	Explain resource allocation expressed in the laws of supply and demand as they relate to human nature in particular and to the shaping of history in general.	102		96 %
U.GE.ECN.03	Describe the implications of free-market forces as they relate to Classical vs. Keynesian theories.	101		80 %

PLO & PI Id	Program Level Learning Outcome	Total Obs.	Cumulative Percent Distribution of Student Performance Levels	% at Mastery
	Average Student Performance Level across all PLOs in this Program.	304	 <p>25.3% 60.2% 12.2% 2.3%</p>	86 %



The Master's University & Seminary

Direct Assessment Summary Report

Report Parameters

Program: **TMU Baccalaureate GE - Listening Skills**

Term: **2021 Summer TMU OLP 2, 2021 Summer TMU OLP 1 and 10 more...**

Detail Level: **Outcome**

[Edit Report Parameters](#)

PLO & PI Id	Program Level Learning Outcome	Total Obs.	Cumulative Percent Distribution of Student Performance Levels	% at Mastery
U.GE.LIST.01	Identify and evaluate basic concepts at the heart of a spoken presentation, including purpose, assumptions, evidence, argument, and inference.	196	<p>93.9% 0.0% 6.1%</p>	94 %
Average Student Performance Level across all PLOs in this Program.		196	<p>93.9% 0.0% 6.1%</p>	94 %



The Master's University & Seminary

Direct Assessment Summary Report

Report Parameters

Program: **TMU Baccalaureate GE - Reading & Literature**

Term: **2021 Spring TMU OLP 2, 2021 Spring TMU OLP 1 and 10 more...**

Detail Level: **Outcome**

[Edit Report Parameters](#)

PLO & PI Id	Program Level Learning Outcome	Total Obs.	Cumulative Percent Distribution of Student Performance Levels	% at Mastery
U.GE.LIT.03	Demonstrate a grasp of the broad outline of English, American, or World literature, together with an awareness of the historical context in which an author or group of authors wrote.	102	<p>56.9% 24.5% 12.7% 5.9%</p>	81 %
U.GE.LIT.01	Recognize key elements within literary texts, both fiction and nonfiction, and identify their literary, cultural and biblical implications.	244	<p>59.0% 28.3% 9.4% 3.3%</p>	87 %
U.GE.LIT.02	Read literary texts attentively to identify how the theme(s) inherent in the work may have been influenced by the author's purpose, presuppositions, historical and/or contemporary culture.	244	<p>57.8% 29.5% 9.4% 3.3%</p>	87 %

PLO & PI Id	Program Level Learning Outcome	Total Obs.	Cumulative Percent Distribution of Student Performance Levels	% at Mastery
	Average Student Performance Level across all PLOs in this Program.	590	<p>A horizontal stacked bar chart representing the cumulative percent distribution of student performance levels. The bar is divided into four segments from left to right: a dark gray segment labeled 58.1%, a medium gray segment labeled 28.1%, a light gray segment labeled 10.0%, and a very dark gray segment labeled 3.7%.</p>	86 %



The Master's University & Seminary

Direct Assessment Summary Report

Report Parameters

Program: **TMU Baccalaureate GE - Logic & Critical Thinking**

Term: **2021 Summer TMU OLP 2, 2021 Summer TMU OLP 1 and 10 more...**

Detail Level: **Outcome**

[Edit Report Parameters](#)

PLO & PI Id	Program Level Learning Outcome	Total Obs.	Cumulative Percent Distribution of Student Performance Levels			% at Mastery
U.GE.CRIT.01	Demonstrate a mastery of the basic principles of logical reasoning / critical thinking to construct and evaluate accurate lines of inductive or deductive reasoning in real life applications.	25	36.0%	60.0%	4.0%	96 %
Average Student Performance Level across all PLOs in this Program.		25	36.0%	60.0%	4.0%	96 %



The Master's University & Seminary

Direct Assessment Summary Report

Report Parameters

Program: **TMU Baccalaureate GE - Logic & Critical Thinking**

Term: **2021 Summer TMU OLP 2, 2021 Summer TMU OLP 1 and 10 more...**

Detail Level: **Outcome**

[Edit Report Parameters](#)

PLO & PI Id	Program Level Learning Outcome	Total Obs.	Cumulative Percent Distribution of Student Performance Levels			% at Mastery
U.GE.CRIT.01	Demonstrate a mastery of the basic principles of logical reasoning / critical thinking to construct and evaluate accurate lines of inductive or deductive reasoning in real life applications.	25	36.0%	60.0%	4.0%	96 %
Average Student Performance Level across all PLOs in this Program.		25	36.0%	60.0%	4.0%	96 %